


# Sound insulation

The sound insulation of a movable wall is defined by International Standard Laboratory measurements in accordance with ISO 140-3.

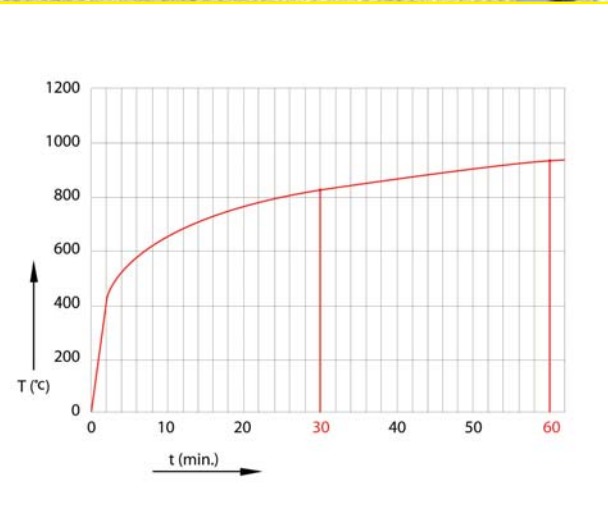
In building practice, the sound insulation between two rooms will always be affected by the surrounding construction. Sound waves will pass through and under flooring (carpet), through walls and windows, above suspended ceilings and through ventilation ducts.

Through our long experience we can advise you at the design stage in order to improve the acoustics of your room.

We will help you with pleasure!



PRODUCT INFORMATION



# Fire resistance

Parthos continually improve their products and invests heavily in product development.

Also Parthos pays close attention to the European directives concerning fire safety of building products. Specifically spread of flame and thermal insulation are important criteria.

Various tests (in accordance with EN 1364) with renowned Institutes have proved that Parthos is able to produce a movable wall, with integrated pass door, with a 30 minutes fire resistance.

So when fire resistance is a must, you have the choice of the Parthos Palace supplied in EI30 or even EI60 classification.

palace  
movable walls

PARTHOS



# Product information



adjusting panel



standard panel



wicket door panel



double wicket door panel

Type	80	90	110	110 S	110 SI	110S EI30	110 EI60	80 Transpalace
Panel thickness	80 mm	90 mm	110 mm	110 mm	110 mm	110 mm	110 mm	80 mm
Panel height	1500-3050 mm	1500-4050 mm	1500-5000 mm	1500-15000 mm	1500-15000 mm	1500-15000 mm	1500-3450 mm	1500-3500 mm
Panel width	600-1240 mm	600-1240 mm	600-1240 mm	600-1240 mm	600-1240 mm	600-1240 mm	600-1240 mm	600-1240 mm
Frame construction	aluminium / wood	staal / aluminium	steel / aluminium	steel / aluminium	steel / aluminium	steel / aluminium	steel / aluminium	aluminium
Board material	10 mm, carried by te construction	18-20 mm, carried by the construction	18-20 mm, part of the construction	14-18 mm, carried by the construction	14-18 mm, carried by the construction	14-18 mm, fire retardant class B1/M1, carried by the construction	18-20 mm, fire-resistant class A2, part of the construction	10 mm safety-glass carries by the construction
Fire safety	optional fire-retardant class B1/M1	optional fire-retardant class B1/M1	optional fire-retardant class B1/M1	optional fire-retardant class B1/M1	optional fire-retardant class B1/M1	30 minutes fire-resistant	60 minuten fire-resistant	optional fire-retardant glass
Vertical profiles	aluminium, anodized, with sealing profiles	aluminium, anodized, with sealing profiles invisible when wall is closed	aluminium, anodized, with sealing profiles	aluminium, anodized with magnetic strips and sealing profiles	aluminium, anodized, with magnetic strips and sealing profiles, invisible when wall is closed	aluminium, anodized with magnetic strips, sealing profiles and fire protecting strips invisible when wall is closed	aluminium, anodized with sealing profiles and fire protecting strips invisible when wall is closed	aluminium anodized, with sealing profiles
Pressure sleeves	aluminium, black with double sealing profiles	aluminium, black with double sealing profiles	aluminium, black with double sealing profiles	aluminium, black with double sealing profiles	aluminium, black with double sealing profiles	aluminium, black with double sealing profiles and fire resistant strips	aluminium, black with double sealing profiles and fire resistant strips handbediend	aluminium, black with double sealing profiles
Operation of pressure sleeves	manual	manual	manual	manual, or electrical	manual, or electrical	manual	manual	manual
Doors	single door in panel or fixed single door	single door in panel or fixed single door	single or double door in panel or fixed single door	single or double door in panel or fixed single door	single or double door in panel or fixed single door	single or double door in panel or fixed single door	-	single door in panel or fixed single door
Sound insulation	36 - 44 dB Rw	37 - 48 dB Rw	38 - 52 dB Rw	37 - 57 dB Rw	37 - 57 dB Rw	37 - 57 dB Rw	46, 52 dB Rw	44 dB Rw
Weight (depending on sound insulation value)	approx. 20 - 37 kg/m <sup>2</sup>	approx. 32 - 50 kg/m <sup>2</sup>	approx. 33 - 55 kg/m <sup>2</sup>	approx. 31 - 56 kg/m <sup>2</sup>	approx. 31 - 75 kg/m <sup>2</sup>	approx. 33 - 75 kg/m <sup>2</sup>	approx. 45 - 55 kg/m <sup>2</sup>	approx. 65 kg/m <sup>2</sup>

The dB-values have been measured according to ISO 140, RW value established according ISO 717. Test reports available on demand.

Other product versions and sizes on request. Your Parthos distributor will be pleased to supply you with detailed (technical) information.



palace 80



palace 90 inlaid edges



palace 110



palace 110 S



passdoor wall fixed, full height




panel with glass opening



corner panel



curved panel




transpalace



palace 110 EI60 inlaid edges



palace 110S EI30 inlaid edges



palace 110 SI inlaid edges